



Highfields Hustle



Revise BETTER → Achieve MORE



The TOOLS needed in order to build your knowledge.

EXERCISE BOOKS

YOUR TEXT BOOKS

PAST PAPERS

REVISION GUIDES

STUDY GUIDES

MARK SCHEMES



1

Decide upon a subject and/or a particular topic within the subject you going to revise.

2

Read the chosen text/paragraph you are wanting to revise. **Make notes** about important information stated in the text. Research if need be - using... Google, YouTube, BBC GCSE Bitesize, Revision guides, Study guides, Exercise books any areas, terms or words that confuse you.

3

Make more notes now on what you have just discovered through your research. *Writing important facts, terms, dates, phrases and explanations.*

4


Make some questions (about 6-8) based on the text you just read and revised OR visit Mr Carter Maths or MyMaths to test yourself.

Have a break - (10mins) - have drink - get fresh air - just rest for a bit.

5

6

Answer the questions you created before your break OR answer some more questions on Mr Carter Maths or MyMaths. *Were you successful?*



7

Now get a past paper and **answer a section or set of questions/pages** from the past paper in **examination conditions** - e.g. in silence with no resources nearby to help you and in a certain amount of time. **Get used to examination environments and conditions** - working under stress and pressure is a skill we can all learn!

AQA

edexcel

eduqas
Part of WJEC

OCR

Use a mark scheme and mark your answers.

If you didn't do as well as what you thought you would - you may need to spend more time on this topic/subject. **Return back to STEP 2. Don't give up though - if it's difficult to learn you know it is right, plus, because it is difficult to learn it will be difficult to forget!**

8